

## APPENDIX

**Author(s):** Marit Skivenes

**Title of publication:** Exploring populations view on thresholds and reasons for child protection intervention – comparing England, Norway, Poland and Romania

**Year:** 2021

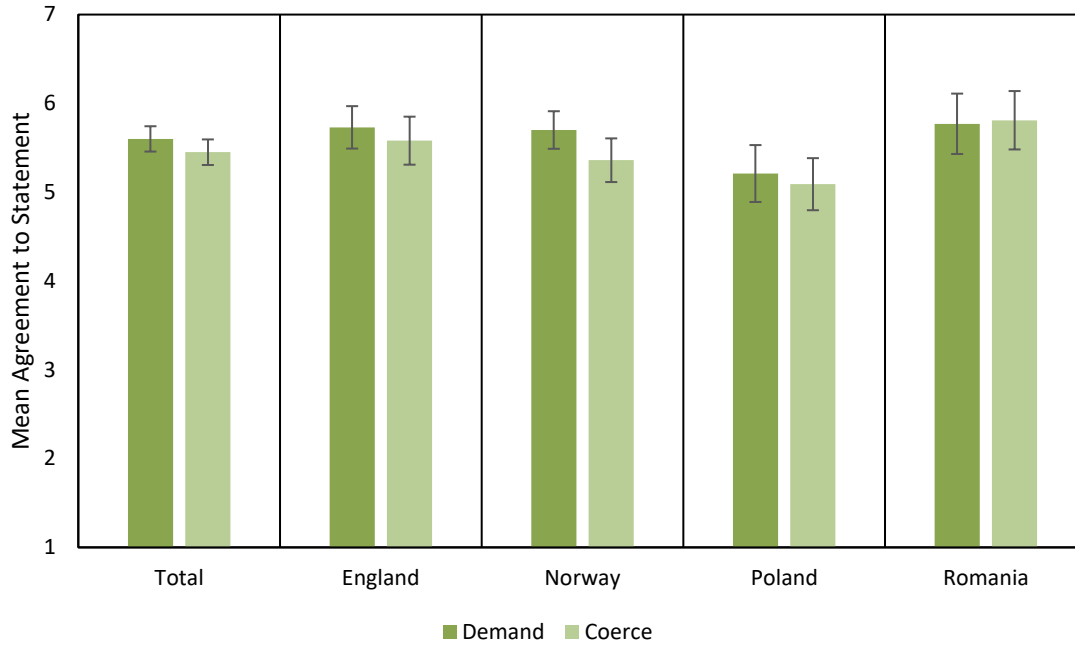
**Journal / Publisher:** European Journal of Social Work

### Contents

Figure 1: Mean values for treatments demand versus coerce, including 95% confidence interval bars	2
Figure 2: Mean values for treatment demand changes due to unsatisfactory care vs. alcohol misuse vs. mental health disorder vs. intellectual disability, including 95% confidence interval bars.....	3
Figure 3: Mean values for treatment demanding changes versus moving the child due to unsatisfactory care, including 95% confidence interval bars .....	4
Figure 4: Mean values for treatment demanding changes versus moving the child due to alcohol misuse, including 95% confidence interval bars .....	5
Figure 5: Mean values for treatment demanding changes versus moving the child due to mental health illness, including 95% confidence interval bars .....	6
Figure 6: Mean values for treatment demanding changes versus moving the child due to intellectual disability, including 95% confidence interval bars .....	7
Figure 7: Mean values for treatment moving the child due to unsatisfactory care vs unsatisfactory care after the assistance service failed to lead to improvement, including 95% confidence interval bars .....	8
Figure 8: Respondents stating agreement to move the child from its parents due to unsatisfactory care .....	9
Figure 9: Respondents stating agreement to move the child from its parents due to parents' alcohol misuse.....	9
Figure 10: Respondents stating agreement to move the child from its parents due to parents' mental health disorder .....	10
Figure 11: Respondents stating agreement to move the child from its parents due to parental intellectual disability .....	10

**Figure 1: Mean values for treatments demand versus coerce, including 95% confidence interval bars**

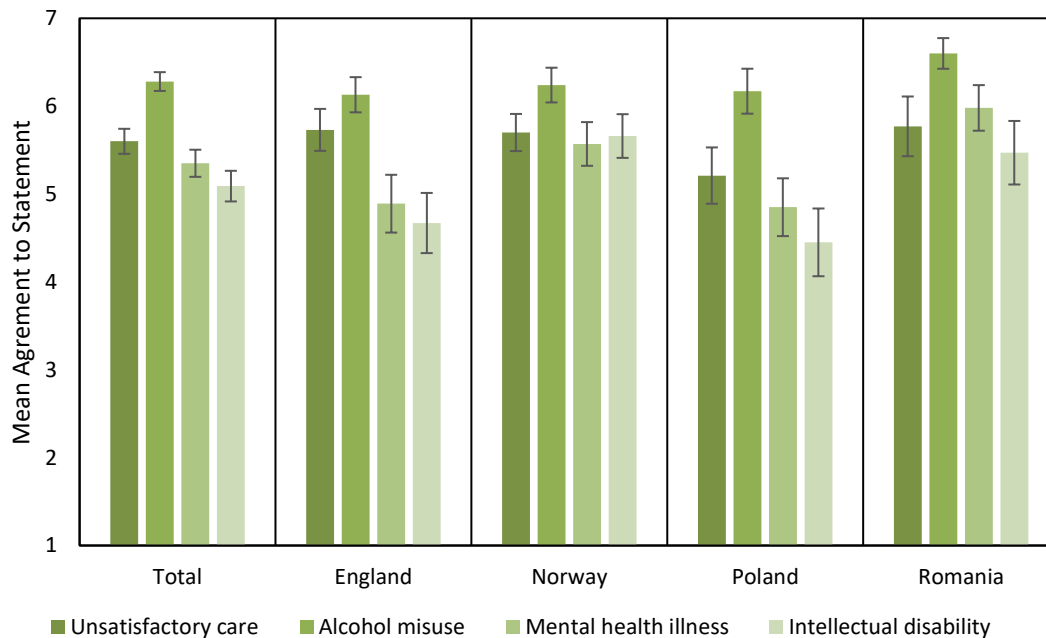
1= No, I very much disagree, 7= Yes, I very much agree. Highest n= 409.



*Note:* Demand statement: “A child’s welfare suffers due to unsatisfactory care from its parents. In such circumstances, is it acceptable that the authorities demand the parents make changes, because it is in the child’s best interests?” For this statement the total n = 400; for England N = 98; for Norway N = 102; for Poland N = 100; and, for Romania N = 100. Coerce statement: “A child’s welfare suffers due to unsatisfactory care from its parents. In such circumstances, is it acceptable that the authorities coerce the parents to make changes, because it is in the child’s best interests?” For this statement the total n = 409; for England N = 100; for Norway N = 107; for Poland N = 106; and, for Romania N = 96.

**Figure 2: Mean values for treatment demand changes due to unsatisfactory care vs. alcohol misuse vs. mental health disorder vs. intellectual disability, including 95% confidence interval bars**

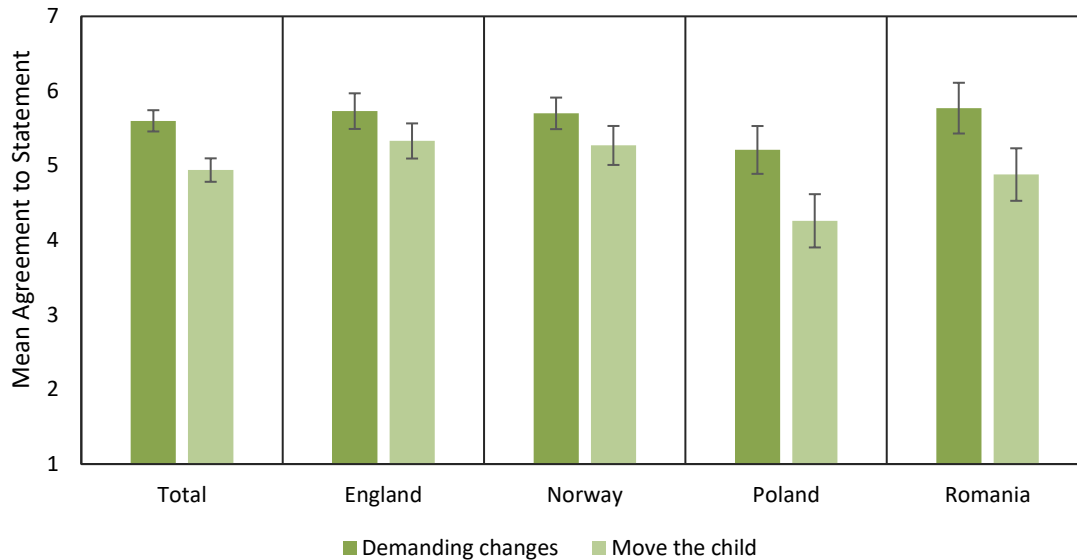
1= Yes, I very much disagree, 7= No, I very much agree. Highest n = 414.



*Note:* Unsatisfactory care statement: “A child’s welfare suffers due to unsatisfactory care from its parents. In such circumstances, is it acceptable that the authorities demand the parents make changes, because it is in the child’s best interests?” For this statement the total n = 400; for England N = 98; for Norway N = 102; for Poland N = 100; and, for Romania N = 100. Alcohol misuse statement: “A child’s welfare suffers due to its parents’ alcohol misuse. In such circumstances, is it acceptable that the authorities demand the parents’ make changes, because it is in the child’s best interests?” For this statement the total n = 414; for England N = 106; for Norway N = 105; for Poland N = 108; and, for Romania N = 95. Mental health illness statement: “A child’s welfare suffers due to its parents’ mental health illness. In such circumstances, is it acceptable that the authorities demand the parents’ make changes, because it is in the child’s best interests?” For this statement the total n = 397; for England N = 87; for Norway N = 88; for Poland N = 105; and, for Romania N = 95. Intellectual disability statement: “A child’s welfare suffers due to parental intellectual disability. In such circumstances, is it acceptable that the authorities demand the parents make changes, because it is in the child’s best interest?” For this statement the total n = 376; for England N = 84; for Norway N = 106; for Poland N = 93; and, for Romania N = 93.

**Figure 3: Mean values for treatment demanding changes versus moving the child due to unsatisfactory care, including 95% confidence interval bars**

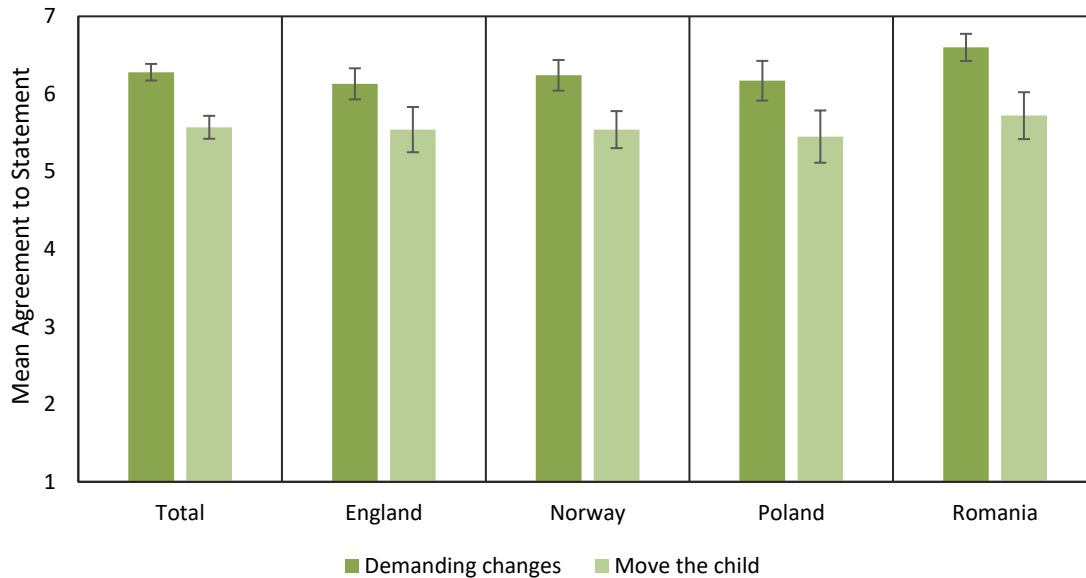
1= No, I very much disagree, 7= Yes, I very much agree. Highest n = 413.



*Note:* Demand changes statement: “A child’s welfare suffers due to unsatisfactory care from its parents. In such circumstances, is it acceptable that the authorities demand the parents make changes, because it is in the child’s best interests?” For this statement the total n = 400; for England N = 98; for Norway N = 102; for Poland N = 100; and, for Romania N = 100. Move the child statement: “A child’s welfare suffers due to unsatisfactory care from its parents. In such circumstances, is it acceptable that the authorities move the child from its parents to other caregivers, because it is in the child’s best interests?” For this statement the total n = 413; for England N = 102; for Norway N = 111; for Poland N = 105; and, for Romania N = 95.

**Figure 4: Mean values for treatment demanding changes versus moving the child due to alcohol misuse, including 95% confidence interval bars**

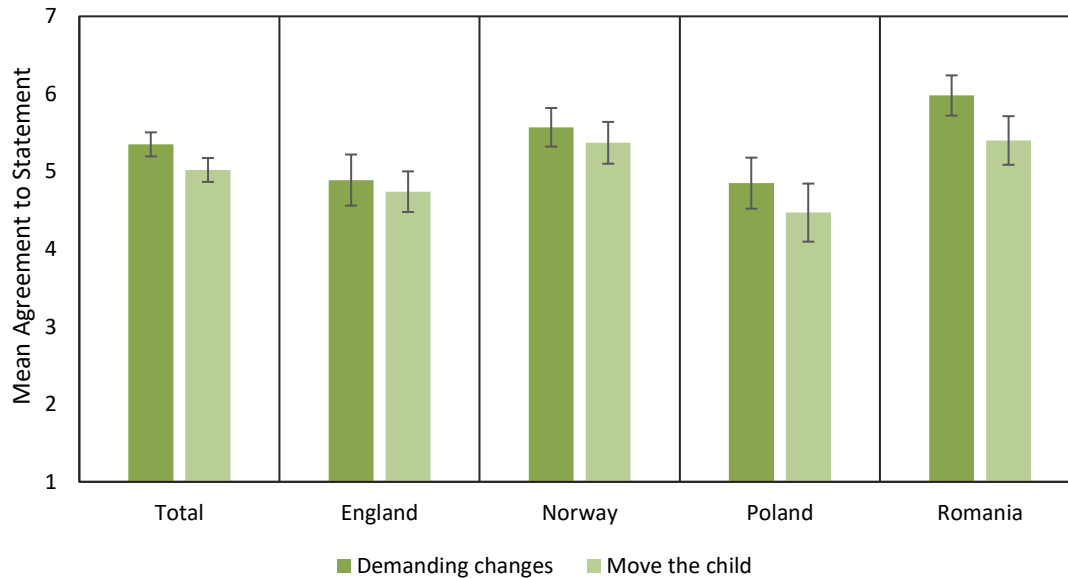
1= No, I very much disagree, 7= Yes, I very much agree. Highest n = 414.



*Note:* Demand changes statement: “A child’s welfare suffers due to its parents’ alcohol misuse. In such circumstances, is it acceptable that the authorities demand the parents’ make changes, because it is in the child’s best interests?” For this statement the total n = 414; for England N = 106; for Norway N = 105; for Poland N = 108; and, for Romania N = 95. Move the child statement: “A child’s welfare suffers due to its parents’ alcohol misuse. In such circumstances, is it acceptable that the authorities move the child from its parents to other caregivers, because it is in the child’s best interests?” For this statement the total n = 398; for England N = 95; for Norway N = 95; for Poland N = 99; and, for Romania N = 109.

**Figure 5: Mean values for treatment demanding changes versus moving the child due to mental health illness, including 95% confidence interval bars**

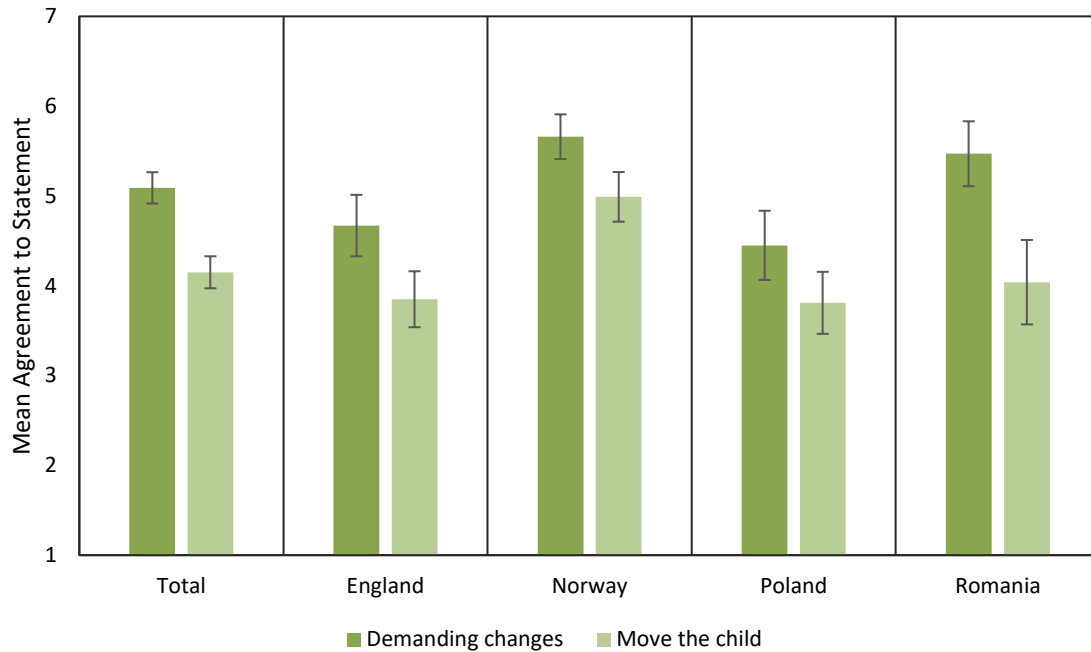
1= No, I very much disagree, 7= Yes, I very much agree. Highest n = 456.



*Note:* Demand changes statement: “A child’s welfare suffers due to its parents’ mental health illness. In such circumstances, is it acceptable that the authorities demand the parents’ make changes, because it is in the child’s best interests?” For this statement the total n = 397; for England N = 87; for Norway N = 88; for Poland N = 105; and, for Romania N = 95. Move the child statement: “A child’s welfare suffers due to its parents’ mental health disorder. In such circumstances, is it acceptable that the authorities move the child from its parents to other caregivers, because it is in the child’s best interests?” For this statement the total n = 456; for England N = 129; for Norway N = 114; for Poland N = 91; and, for Romania N = 122.

**Figure 6: Mean values for treatment demanding changes versus moving the child due to intellectual disability, including 95% confidence interval bars**

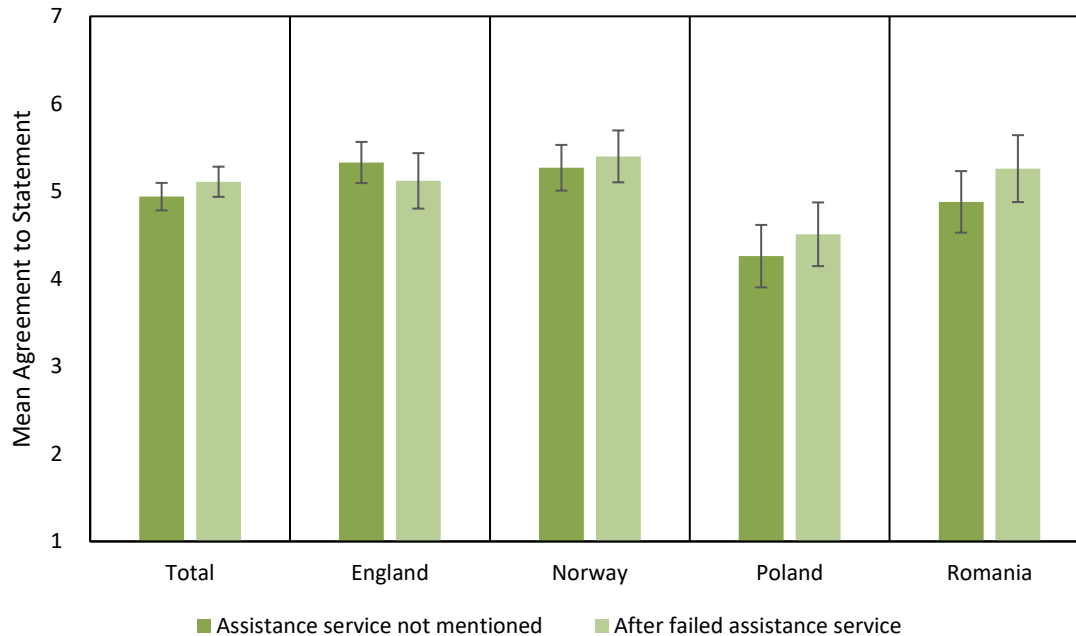
1= No, I very much disagree, 7= Yes, I very much agree. Highest n = 427.



*Note:* Demand changes statement: “A child’s welfare suffers due to parental intellectual disability. In such circumstances, is it acceptable that the authorities demand the parents make changes, because it is in the child’s best interest?” For this statement the total n = 376; for England N = 84; for Norway N = 106; for Poland N = 93; and, for Romania N = 93. Move the child statement: “A child’s welfare suffers due to parental intellectual disability. In such circumstances, is it acceptable that the authorities move the child from its parents to other caregivers, because it is in the child’s best interests?” For this statement the total n = 427; for England N = 120; for Norway N = 105; for Poland N = 118; and, for Romania N = 84.

**Figure 7: Mean values for treatment moving the child due to unsatisfactory care vs unsatisfactory care after the assistance service failed to lead to improvement, including 95% confidence interval bars**

1= No, I very much disagree, 7= Yes, I very much agree. Highest n = 413.

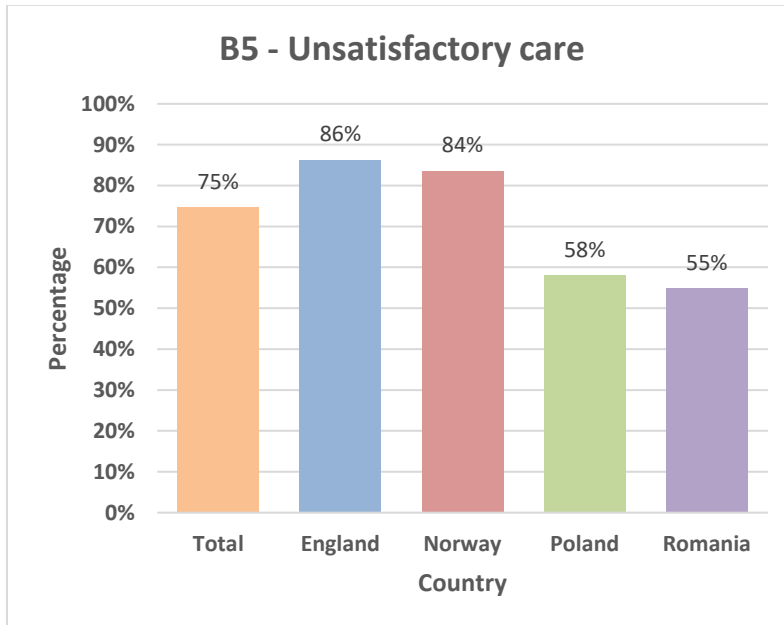


*Note:* Assistance service not mentioned statement: “A child’s welfare suffers due to unsatisfactory care from its parents. In such circumstances, is it acceptable that the authorities move the child from its parents to other caregivers, because it is in the child’s best interests?” For this statement the total n = 413; for England N = 102; for Norway N = 111; for Poland N = 105; and, for Romania N = 95. Assistance service failed statement: “A child’s welfare suffers due to unsatisfactory care from its parents, and assistance services do not lead to improvement. In such circumstances, is it acceptable that the authorities move the child from its parents to other caregivers, because it is in the child’s best interests?” For this statement the total n = 383; for England N = 90; for Norway N = 113; for Poland N = 83; and, for Romania N = 97.



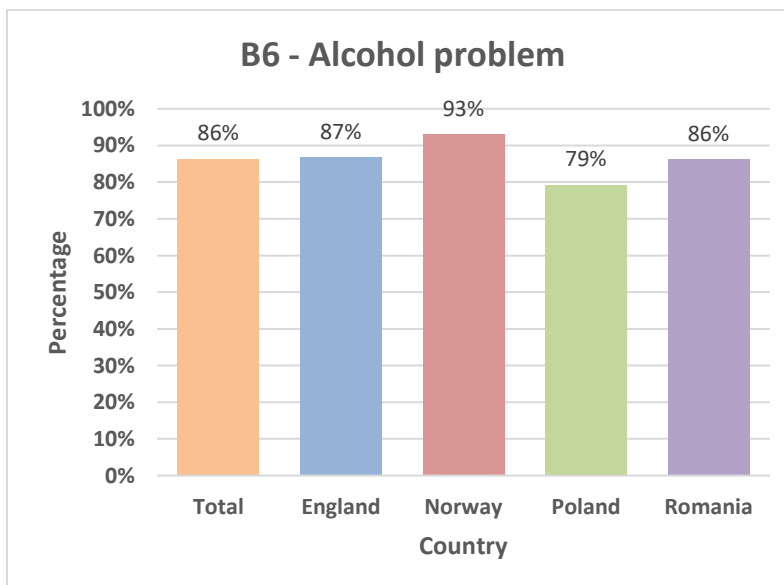
**Figure 8: Respondents stating agreement to move the child from its parents due to unsatisfactory care**

Total and per country. Percent. Values 1-7. Agree= 5,6,7 and half of value 4. (Disagree=1,2,3 and half of value 4).



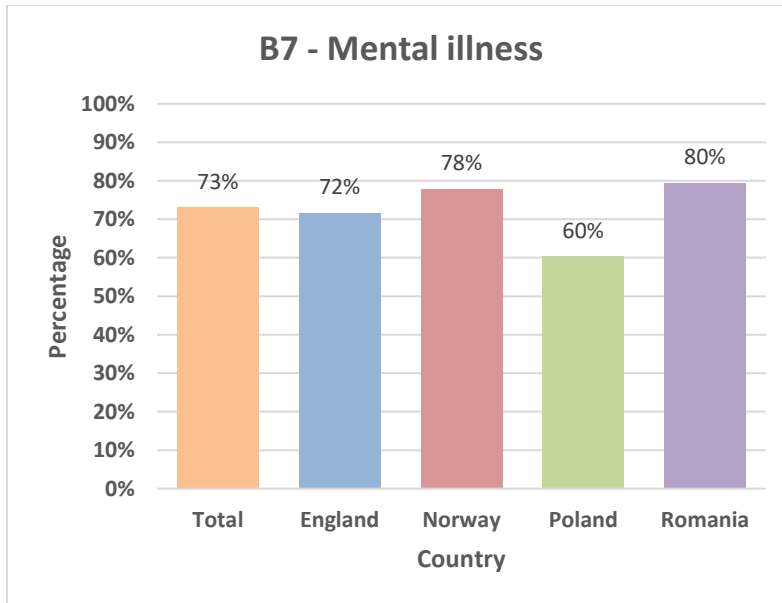
**Figure 9: Respondents stating agreement to move the child from its parents due to parents' alcohol misuse**

Total and per country. Percent. Values 1-7. Agree= 5,6,7 and half of value 4. (Disagree=1,2,3 and half of value 4).



**Figure 10: Respondents stating agreement to move the child from its parents due to parents' mental health disorder**

Total and per country. Percent. Values 1-7. Agree= 5,6,7 and half of value 4. (Disagree=1,2,3 and half of value 4).



**Figure 11: Respondents stating agreement to move the child from its parents due to parental intellectual disability**

Total and per country. Percent. Values 1-7. Agree= 5,6,7 and half of value 4. (Disagree=1,2,3 and half of value 4).

